



Products for road graders



GRAVEL SPREADER

08-100 & 08-100-1

Mählers' gravel spreader is a tried and test product for use with road graders that streamlines gravel planing work. The spreaders are equipped with a hydraulic lift with a resilient working position and lateral movement of the blade. The brackets on the drawbar are extra reinforced, and the joints are bushed to ensure minimal maintenance requirements. 08-1000 is equipped with a fixed blade and 08-1000-1 comes in an articulated version in order to camber the road.

GRAVEL SPREADER 08-1000 (without camber function)



Default

- The spreader is equipped with flat, un-toothed and reversible steel blades, as well as a bracket suitable for use with the Swedish Road Administration's mounting plate
- 4 pcs hydraulic hoses + theme 5011 with protection

Accessories

- Pivot wheel system (solid rubber wheels)
- Bracket with hooks for large BM
- Hydraulic manoeuvring of adjustable wing
- Hydraulic angle adjustment
- Quick mount to road grader large BM
- Centralised lubrication

GRAVEL SPREADER 08-1000-1 (with camber function)



The product in the pictures features extra accessories

Default

- The spreader is equipped with flat, un-toothed and reversible steel blades, as well as a bracket suitable for use with the Swedish Road Administration's mounting plate
- 6 pcs hydraulic hoses + theme 5011 with protection

Accessories

- Pivot wheel system (solid rubber wheels)
- Bracket with hooks for large BM
- Hydraulic manoeuvring of adjustable wing
- Hydraulic angle adjustment
- Quick mount to road grader large BM
- Extension kit for camber
- Centralised lubrication

Gravel spreader	08-1000	08-1000-1
Camber (°)	-	0-6
Working width, min – max (mm)	3 200-3 800	3 200-3 800
Blade, adjustable wing (pcs/mm)	2/610	2/610
Blade (pcs/mm)	1/1 525+1/1 220	3/915
Weight (kg)	600	600





SIDE PLOUGH **SVH-4**


The SVH-4 side plough for road graders surpasses all other snow removal combinations in terms of the number of applications it has. Road graders with hydraulic side ploughs are smooth and efficient - especially in urban areas:

- Snow ploughing
- Verge cutting
- Snow ditching
- Ploughing and planing can occur simultaneously.

Parked cars and other obstacles do not pose a major issue as the plough can be quickly and easily swung in to enable passing. The side plough can be raised, lowered, swung in/out and angled up/down. The SVH-4 side plough consists of a plough blade, stand with parallelogram, hydraulic cylinders with connection hoses. Safety valve in the event of running into obstacles. Outriggers are included to streamline coupling and uncoupling.



Side plough	SVH-4
Blade width (mm)	3 050
Max. lift height from the ground (mm)	1 020
Max. plough width from outside of wheel (mm)	2 650
Min. width in recessed position from outside wheel (mm)	800
Total weight, depending on type of plough (kg)	1 600-2 200




TRENCHING WING NORSJÖ 1500

Trenching wing Norsjö 1500 intended area of use:

- Grading
- Trenching

The trenching wing's angle, in relation to the grader blade is controlled hydraulically from the driver's seat. The trenching wing's connection is designed to be strong. Mounting and removal is done using a quick hitch. It just takes a few simple handles to put it in place and it only takes a few minutes. Existing hydraulic outlets on the graders are used.

The wing has two wear strips, one of standard length and one in special steel.



NOTE!

When ordering, specify the grader manufacturer and type. Attachments may not be available for all types of road grader.

Hydraulic hoses and couplings:

- Provided by the customer due to the necessary adaptation to the respective carriers


Trenching wing	Norsjö 1500
Pivot pin diameter (mm)	140
Length	1 500
Max. working angle (°)	+ 45
Max. working angle (°)	- 33
Wear strips (pcs)	2
Total weight (kg)	420-490

SNOW AND GRAVEL STOPS

Mählers snow and gravel stops increase the number of applications of road grader considerably.

When removing snow at crossroad and entrances, the snow/gravel stop is folded down, thus avoiding twice the work with snow trails and unnecessary repetitions. When planing gravel, the driver can 'ship' the material to where it is needed and it will not 'leak' from the grader blade and cause any unnecessary spillage of material.

The mechanical spring load means that the snow/gravel stop is raised in the event of running into any obstacles. In other words: a simple, practical and economical accessory.



NOTE!

Double-acting hydraulic function required.

Characteristics

- Hydraulically controlled
- Responsive and articulated to the roadway
- Made from high strength steel
- Mechanical spring load

Accessories – Road grader	Snow and gravel stops
Length summer design*, protruding from grader blade (mm)	1 250
Length winter design *, protruding from grader blade (mm)	750
Height with blade (mm)	910
Wear strips (pcs)	2
Total weight/excl. mountings (kg)	267

*Extension part can be screwed on (included as standard)





WELL EQUIPPED FOR ANY WEATHER WITH SYSTEM MÄHLERS

Enjoy new business opportunities and increased utilisation of your truck or grader all year round thanks to the full System Mählers product range.

Our tools are built to last season after season and raise your capacity summer and winter alike. Flexible couplers make mounting and plough changes easier.

The system diagram shows typical examples of quality tools and hitches from Mählers.

System Mählers' parallelogram also enables ploughs for wheel loaders to be used on trucks. The product range includes grader blades for trucks and side ploughs, snow guards, trenching blades and gravel spreaders for road graders.

TOOL SYSTEMS FOR INCREASED PROFITABILITY

AB Mähler & Söner Hotingsvägen 40, 880 51 Rossön
Tel 0624-512 350 | Fax 0624-200 50 | E-post info@mahlers.se
Web www.mahlers.se | FB www.mahlers.se/facebook


MÄHLERS